



OPAL
CARAVANS
— ESTABLISHED 1975 —

**Travel Australia
in the style you deserve...**



...with an Opal Caravan



A complete package to ensure you go the distance

A family business since 1975, Opal Caravans are an exclusive class of caravans for the discerning customer. From the spacious and comfortable interiors to the luxurious finish throughout, they are five stars of absolute comfort.

All our caravans have a standard feature list that other manufacturers would consider optional extra's. Choose your ideal van from our range of popular layouts with a great choice of benchtops, furniture and wall ply colours.

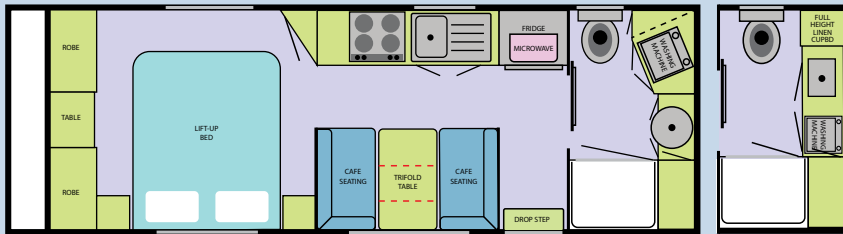
Our quality standards, after sales service and 2 year manufacturers warranty, will give you peace of mind when investing in your new Opal Caravan.



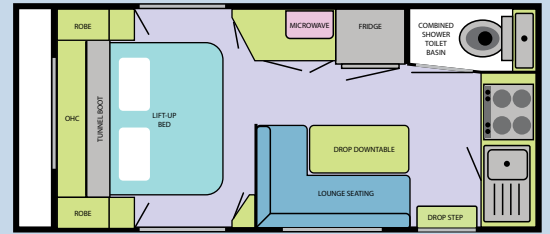
Opal Caravans
...the style you deserve



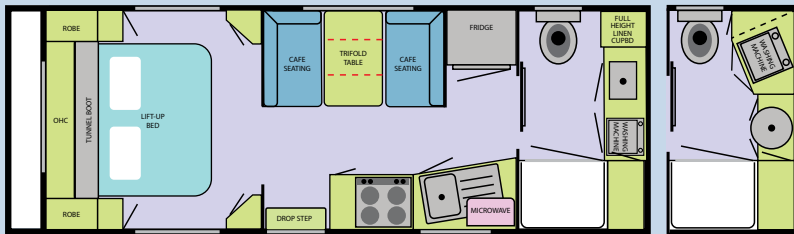
Standard Caravan Layouts



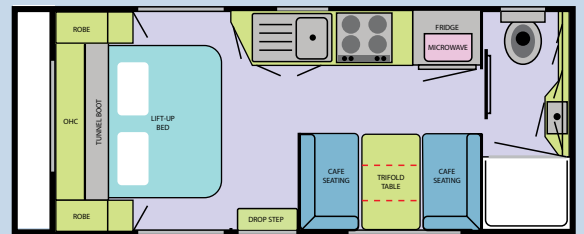
OPAL C22'2" x 7'9" - RD - ANGLED OR STRAIGHT ENSUITE



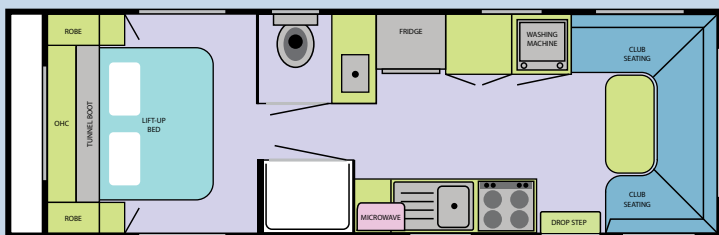
OPAL C16'6" x 7'9" - RD



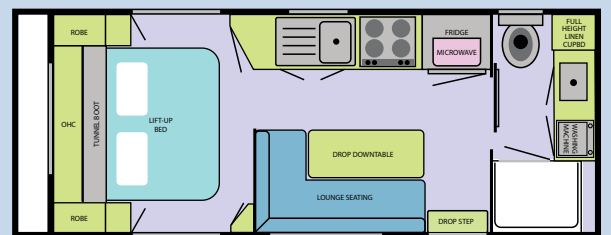
OPAL C20'6" x 7'9" - MD - ANGLED OR STRAIGHT ENSUITE



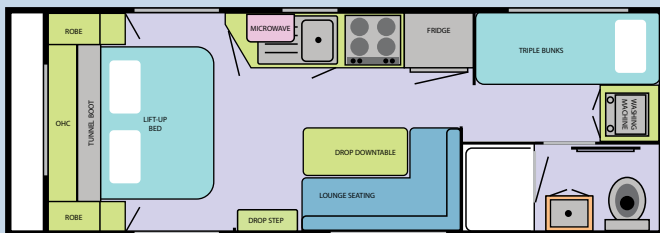
OPAL C17'6" x 7'9" - MD - SINGLE AXLE



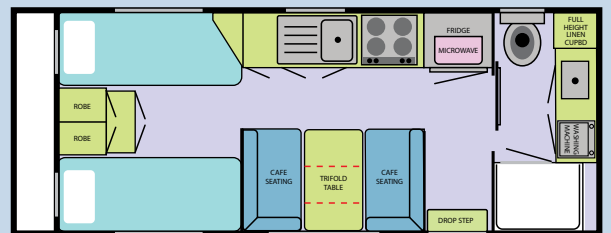
OPAL C23' x 7'9" - RD - CLUB



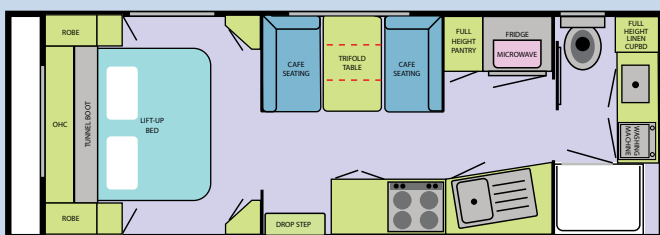
OPAL C18'6" x 7'9" - RD



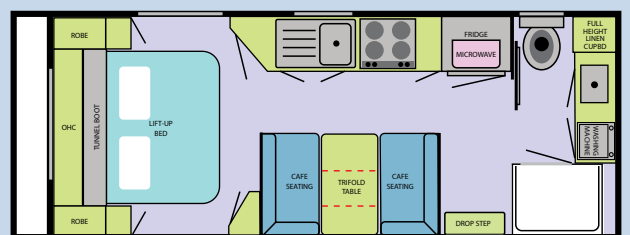
OPAL C21'6" x 7'9" - MD - BUNKS



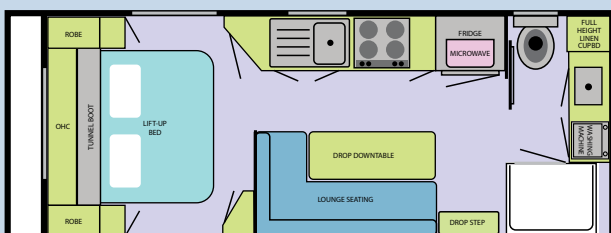
OPAL C18'6" x 7'9" - RD



OPAL C21' x 7'9" - MD

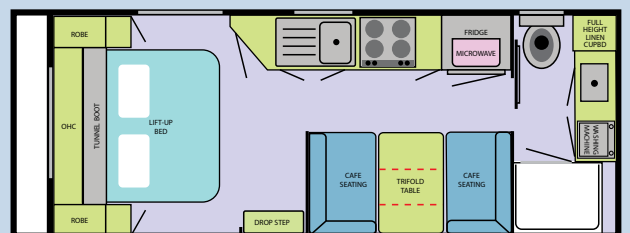


OPAL C19'6" x 7'9" - RD



OPAL C19'6" x 7'9" - RD

RD = REAR DOOR
MD = MID DOOR



OPAL C19'6" x 7'9" - MD

Please Note:

This brochure is designed to provide you with a general introduction to the product supplied. Opal Caravans reserves the right to change, without notice at any time, features, colours, materials, equipment, specifications and discontinued models. Always consult an Authorised Opal Caravans Dealer for the latest information with respect to features, specifications, prices, optional equipment and availability before deciding to place an order.

Caravan and towball weights will vary due to layout, specifications, options etc. If weights are critical in your decision to purchase, always consult an Authorised Opal Caravans Dealer.

Standard Inclusions

CHASSIS

| | |
|---------------------------|--|
| A - Frame | 100mm (4") upto 20'6" Van then 150mm (6") over |
| Axle | 50mm (2") straight axle |
| Brakes | Electric brakes all axles |
| Bumper Bar | 3 Arm Straight |
| Chassis | Supagal treated box section: 100mm (4") raised 50mm (2") |
| Corner Stabilisers | Drop down to each corner |
| Jacking Points | Located at both wheel arches and on chassis |
| Jockey Wheel | 8" jockey wheel & double clamp |
| Mesh Tray | Standard on A frame |
| Mudflaps | Standard |
| Safety Brakes | Electronic breakaway system |
| Spare Wheel | Bolted on bumper or underslung chassis to suit |
| Step | Single pullout step under dropstep |
| Suspension | Straight axle and Rocker springs standard |
| Water Tanks | Non shower models x 1 / shower models x 2 |
| Wheel Arches | Galvanised steel and fully sealed |
| Wheels and Tyres | 6 stud alloys with light truck tyres 205/15" upto 20'6" Vans then 235/15" after 21'6" Vans |

SHELL & EXTERNAL

| | |
|---------------------|--|
| Awning | Awning with centre support cradle |
| Body | Aluminium sheeted with chequer plate sides |
| Boot | Galvanised front storage boot |
| Door | Triple lock & separate security door 1908mm x 622mm |
| Door Light | Light and grab handle combined |
| Floor | 12mm plywood paint protected |
| Frame | Meranti frame screwed, glued and bolted |
| Gas Bottles | 2 x 4 kg standard, 2 x 9 kg to shower caravans |
| Grab Handles | 1 plastic grab handle to each corner of caravan |
| Hatches | 1 small + 1 medium european design, 2 x 12 volt to ensuite vans |
| Insulation | Ceiling & wall insulation standard |
| Picnic Table | Standard |
| Stone guard | Aluminium chequer plate / pebble guard |
| Tunnel Boot | Standard with 12 volt light inside |
| Wheel Spats | Checkerplate |
| Windows | Euro double glazed |

ELECTRICAL

| | |
|--------------------------|---|
| 12 Volt Pack | 12 volt battery and box mounted in front boot 25 amp charger, anderson plug & battery protector |
| External Lighting | LED clearance lights & rear lights |
| Internal Lighting | 12 volt LED ceiling lighting throughout 2 x reading lights LED, 2 x bed lights LED 2 x LED strip lights, above sink & at dropstep |
| Power Points | 1 x 240 volt inlet and outlet external Double power points throughout 2 x 12 volt external sockets |
| Solar | Provision with wiring to boot |

INTERNAL

| | |
|-----------------------|--|
| Beds | Innerspring on lift up gas struts |
| Bedsread | Standard plus two pillows |
| Cupboard doors | Standard acrylic doors with gas struts in OHCs |

INTERNAL

| | |
|-------------------------|---|
| Dinette / Lounge | High density foam with lumber support |
| Floors | Vinyl throughout |
| Pantry | slide out chrome 100mm pantry if applicable |
| Robes | Complete with drawer and built in dresser |
| Upholstery | Durahide or cloth upholstery standard |

APPLIANCES

| | |
|--------------------------|---|
| Air Conditioner | Gree reverse cycle |
| Cooker | MiniGrill Mk III gas/electric hot plate & grill + Pot Drawer for upto 19'6" Vans |
| Fire Extinguisher | Included |
| Microwave | Standard 20 litre or equivalent |
| Range hood | 12 volt LED stainless steel range hood |
| Refrigerator | Thetford N604 3 way 2 door fridge/freezer |
| Smoke Alarm | Standard |
| Stereo | CD/USB/Radio Including 2 external & 2 ceiling speakers |
| Television | LED TV/DVD/USB on swivel arm |
| T.V. Antenna | Digital Winegard standard |
| Washing Machine | Top loader included in selected models only |

PLUMBING

| | |
|---------------------------|---|
| Ensuite Basin | Recessed china basin to suit |
| Hot Water Service | Gas/Electric HWS |
| Pressure Limiting | Pressure limiting valve to water inlet |
| Toilet | Thetford swivel cassette toilet |
| Water Connections | Mains pressure inlet and waste water outlet |
| Water Gauge | Standard |
| Water Mains Outlet | Mains pressure tap on A frame |
| Water Tank Inlet | Lockable water tank inlet for each tank |

DIRTROAD PACK EXTRAS

| | |
|--------------------------|--|
| Chassis | Supagal treated box section: 150mm (6") raised 50mm (2") |
| Jerry Can Holders | 2 x fitted as required |
| Solar | 2 x solar panels, regulator & extra battery |
| Suspension | Independent Suspension |
| Wheels and Tyres | 6 stud 16" alloys with light truck tyres |

OPTIONAL EXTRAS

| | |
|--------------------------|--|
| Beds | Single beds or bunks to suit floor plans |
| Mattresses | Pillowtop mattress |
| Chassis | Hot Dipped Galvanised |
| Suspension | Shock Absorbers |
| Internal Lighting | LED lighting in kitchen & lounge |
| Bulkheads | LED downlights |
| Grab Handles | 1 stainless steel to each corner of caravan |
| Curtains | Fabric curtains |
| Pelmets | Priced to suit (timber, durahide or leather) |
| Flip Up Footrest | Priced to suite (cloth, durahide or leather) |
| Upholstery | Leather upholstery |
| Cooker | Caprice Mk III gas/electric & full oven or fan forced oven |
| Reverse Camera | Safety Dave reverse camera with screen |
| External Shower | With annexe light above |
| Safety Brakes | Dexter DSC fitted |
| Solar | Solar Panels & Regulator |
| Washing Machine | Front loader to suit |

Authorised Dealer:



OPAL
CARAVANS
ESTABLISHED 1975

Opal Caravans Pty Ltd - ABN 55 625 083 110
5-7 Halley Crescent, Campbellfield Vic 3061
Phone: 03 8339 0422 Fax: 03 8339 0455
Email: info@opalcaravans.com.au
Website: www.opalcaravans.com.au